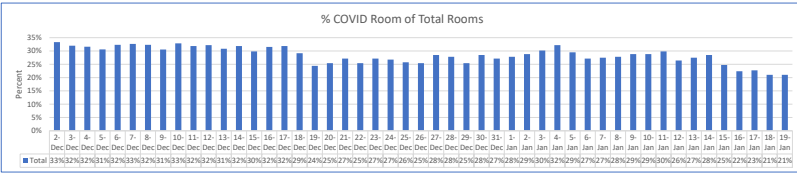


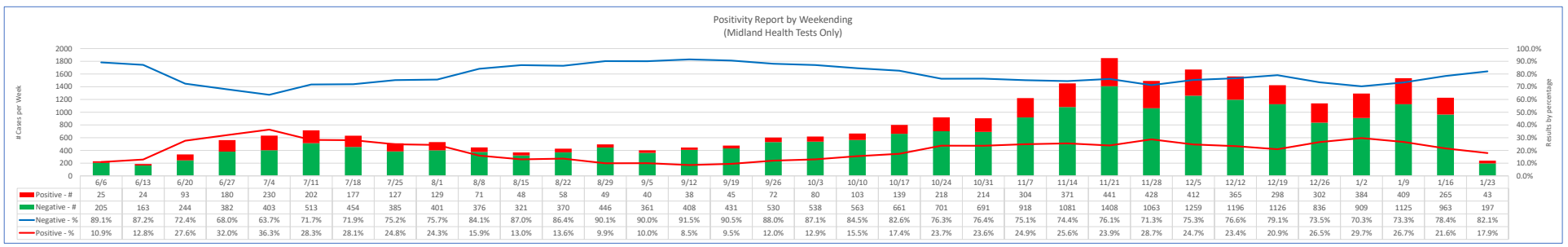
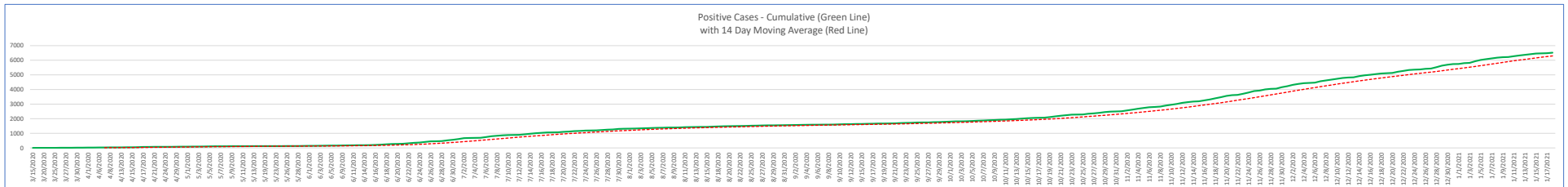
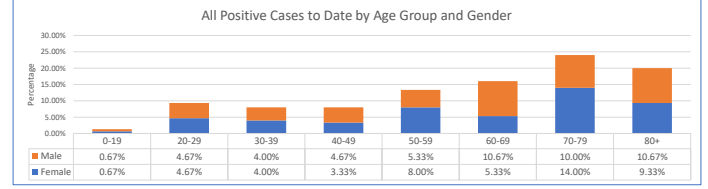
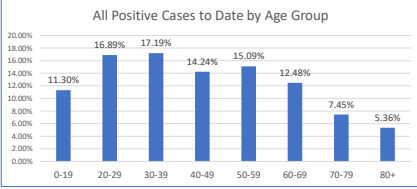
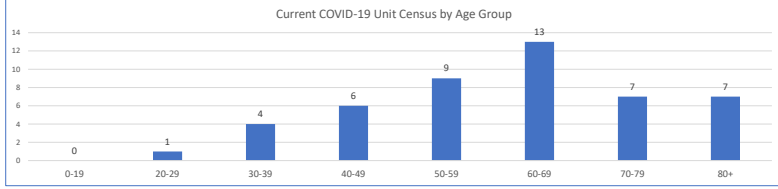
### Midland Health COVID-19 Summary Statistics

Last Update: 01/19/21 08:29 AM

Current Hospital Census (All COVID Inpatients)					
Unit	Rooms Assigned	Active COVID	Convalescing COVID	% Unit Occupied	7-Day Average
COVID-CCU	33	22	1	70%	78%
COVID-MED	65	28	11	60%	72%
<b>COVID Total</b>	<b>98</b>	<b>50</b>	<b>12</b>	<b>63%</b>	<b>75%</b>
Inpatient Rooms		Rooms Occupied	% Occupied		7-Day Average
Hospital Occupancy		226	77%		80%
COVID % of Capacity			21%		24%



Current Ventilator Usage	
Unit	In-use
CCU	8
COVID-CCU	15
COVID-MED	0
<b>Total</b>	<b>23</b>



12/17/2020 - Convalescing COVID-19 Inpatients Added to Dashboard Totals  
 Convalescing COVID-19 patients have tested positive over 20 days ago and no longer require isolation (per CDC guidelines), but still require hospital care to treat complications caused by the COVID-19 virus